

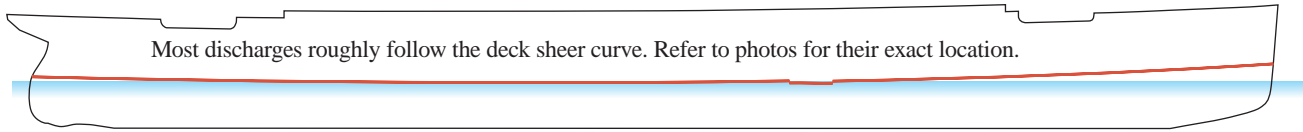
S.S. Olympic: Discharges through ship's side circa 1913.

Based on documents from UK National Archives, Kew, MT 15/504.

Abbreviations:

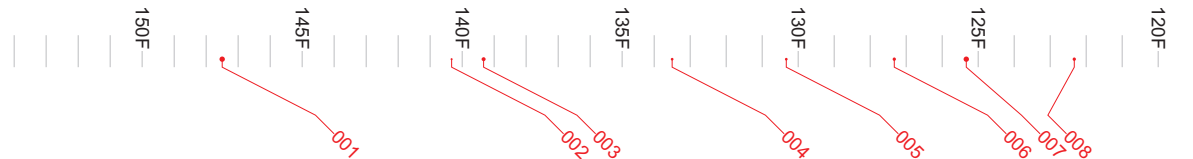
Cl. = Class
 Dk = Deck
 L.V. = Loaded Valve or Balanced Valve
 S.V. = Storm Valve
 W.B. = Wash Basin
 W.C. = Water Closet

Ship's frame numbers are shown in black, discharge openings and discharge ID numbers in red. Position of holes between frames is approximate, and no attempt has been made to show the vertical placement.

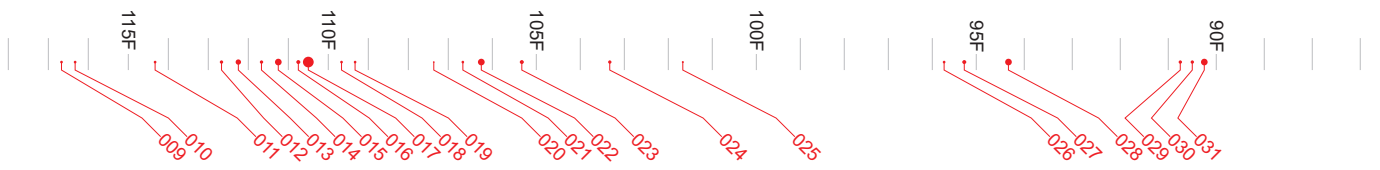


Port side

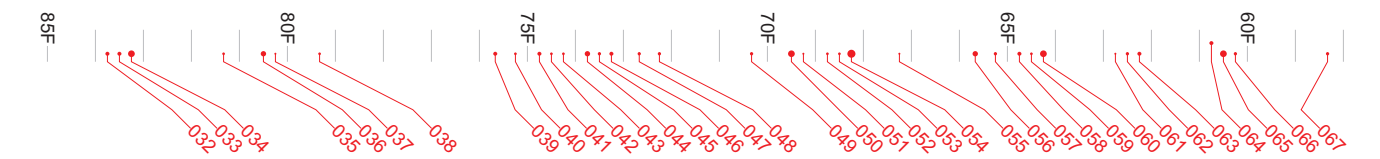
(Beginning at bow)



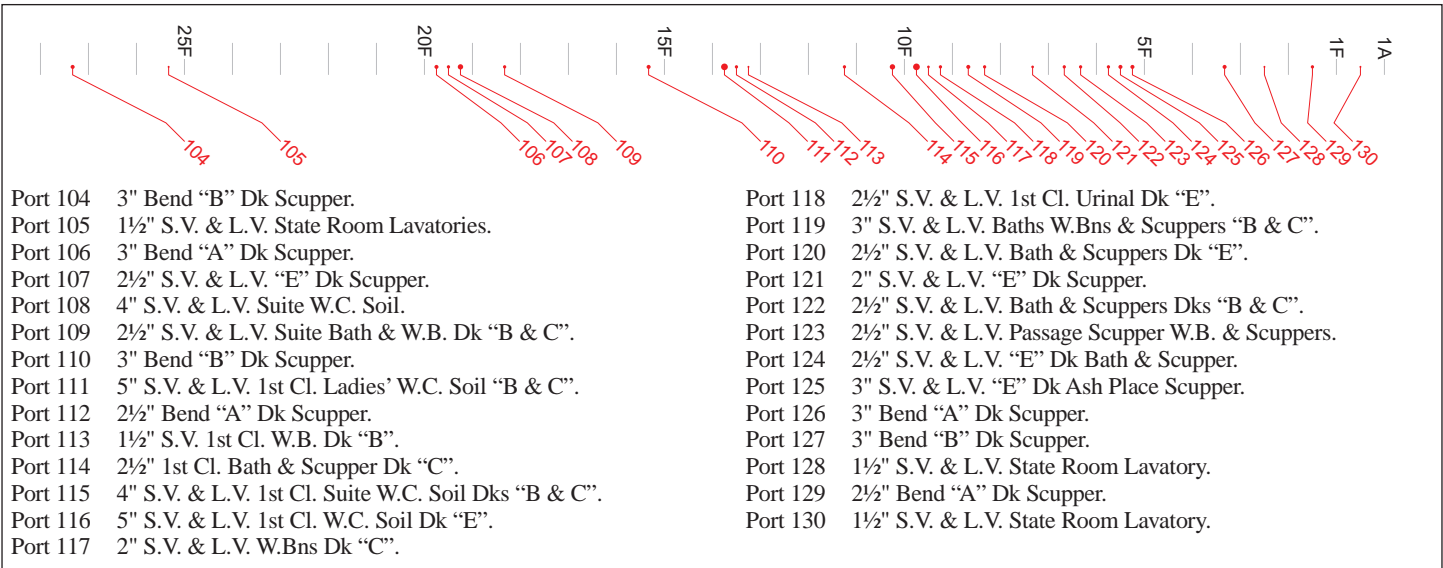

- | | | | |
|----------|---|----------|---------------------------------|
| Port 001 | 4" Bend Scupper Forecastle. | Port 005 | 2" S.V. & L.V. Scupper Dk "E". |
| Port 002 | 1½" S.V. & L.V. Scupper Dk "D". | Port 006 | 2½" S.V. & L.V. Scupper Dk "C". |
| Port 003 | 3" S.V. & L.V. Scupper Dk "C". | Port 007 | 4" Bend Scupper Forecastle. |
| Port 004 | 2" S.V. & L.V. Warping Engine Scupper Dk "C". | Port 008 | 2½" S.V. & L.V. Scupper Dk "C". |

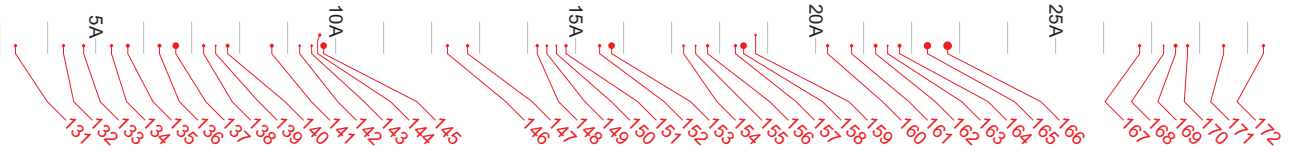


- | | | | |
|----------|---|----------|--|
| Port 009 | 2" S.V. & L.V. Scupper Dk "F". | Port 020 | 1¼" Bend Wet Steam Oven Drain Dk "C". |
| Port 010 | 2" S.V. & L.V. Scupper Dks "D & E". | Port 021 | 2" S.V. & L.V. Seamen's W.B. & Scupper Dk "E". |
| Port 011 | 2" S.V. & L.V. Firemen's Urinal Dk "F". | Port 022 | 5" S.V. & L.V. Seamen's W.C. Soil Dk "E". |
| Port 012 | 2½" S.V. & L.V. Seamen's Mess Scupper Dk "D". | Port 023 | 3" S.V. & L.V. Crew's Galley Scupper & Surgery Scupper Dk "C". |
| Port 013 | 4" Bend Scupper & Winch Scupper Forecastle. | Port 024 | 2½" S.V. & L.V. Scupper Dk "C". |
| Port 014 | 2½" S.V. & L.V. Firemen's Lavatory & Entrance Scupper Dks "D & E". | Port 025 | 1½" S.V. & L.V. Scupper Dk "C". |
| Port 015 | 5" S.V. & L.V. Firemen's W.C. Soil Dk "F". | Port 026 | 2" S.V. & L.V. Scupper Dk "E". |
| Port 016 | 3" S.V. & L.V. Crew's Galley Sink Dk "C". | Port 027 | 3" S.V. & L.V. Scupper Dk "D". |
| Port 017 | 8" Slops, Crew's Galley Slops Dk "C". | Port 028 | 5" S.V. & L.V. 3rd Cl. Men's W.C. Soil Dk "E". |
| Port 018 | 2" S.V. & L.V. Seamen's Urinal Dk "E". | Port 029 | 2½" S.V. & L.V. 3rd Cl. Men's W.B. Dk "E". |
| Port 019 | 2" S.V. & L.V. Seamen's W.Bns & Firemen's Wash Place Scupper Dks "D & E". | Port 030 | 2½" S.V. & L.V. 3rd Cl. Urinal Dk "E". |
| | | Port 031 | 5" S.V. & L.V. Scupper Dk "C". |



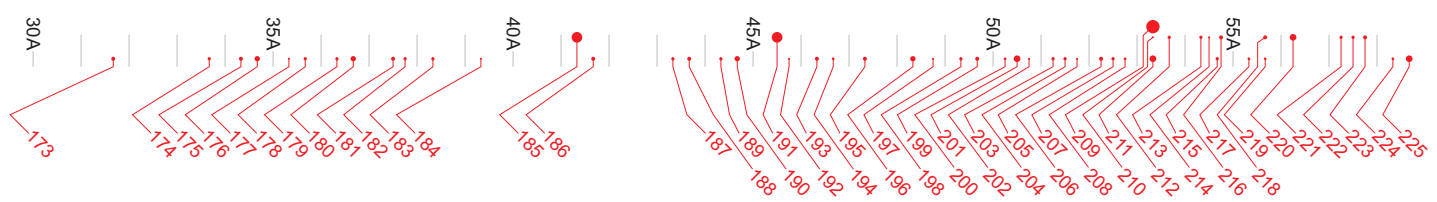
- | | | | |
|----------|--|----------|--|
| Port 032 | 3" S.V. & L.V. Scupper Dk "D". | Port 050 | 5" S.V. & L.V. 1st Cl. W.C. Soil. |
| Port 033 | 3" S.V. & L.V. Scupper Dk "E". | Port 051 | 1½" S.V. Pantry Sink & Scupper. |
| Port 034 | 5" S.V. & L.V. Scupper Dk "C". | Port 052 | 2" S.V. & L.V. W.B. & Lavatory Scuppers. |
| Port 035 | 2" S.V. & L.V. State Room Lavatory. | Port 053 | 2" S.V. 1st Cl. Urinal. |
| Port 036 | 4" S.V. & L.V. 1st Cl. Service Slops. | Port 054 | 6" S.V. & L.V. 1st Cl. W.C. Soils. |
| Port 037 | 1½" S.V. & L.V. 3rd Cl. Pantry Sink & Scupper. | Port 055 | 1½" S.V. & L.V. Petty Officers' W.Bns. |
| Port 038 | 2" S.V. & L.V. State Room Lavatories. | Port 056 | 4" S.V. & L.V. Suite W.C. Soil. |
| Port 039 | 3" Bend "B" Dk Scupper. | Port 057 | 2½" S.V. & L.V. Suite Bath & W.B. & Petty Officers' Scupper. |
| Port 040 | 2" S.V. & L.V. State Room Lavatory. | Port 058 | 3" Bend "B" Dk Scupper. |
| Port 041 | 3" Bend "A" Dk Scupper. | Port 059 | 2" S.V. & L.V. Petty Officers' Bath. |
| Port 042 | 2" S.V. & L.V. 1st Cl. Urinal. | Port 060 | 5" S.V. & L.V. Petty Officers' W.C. Soil. |
| Port 043 | 2" S.V. Pantry Sink & Scupper. | Port 061 | 1½" S.V. & L.V. State Room Lavatory. |
| Port 044 | 4" S.V. & L.V. Suite W.C. Soil. | Port 062 | 2½" S.V. & L.V. Stewards' Bath & Scupper. |
| Port 045 | 2½" S.V. & L.V. Suite Bath & W.B. | Port 063 | 3" S.V. & L.V. Ash Place Scupper. |
| Port 046 | 3" S.V. & L.V. 1st Cl. Bath & W.B. & Scuppers. | Port 064 | 3" Bend "A" Dk Scupper. |
| Port 047 | 2½" S.V. & L.V. 1st Cl. Bath & W.B. | Port 065 | 5" S.V. & L.V. Stewards' W.C. Soil. |
| Port 048 | 2½" S.V. & L.V. 1st Cl. Urinal. | Port 066 | 2½" S.V. & L.V. "E" Dk Scupper. |
| Port 049 | 2½" S.V. & L.V. 1st Cl. Bath & Scupper. | Port 067 | 2½" S.V. & L.V. Stewards' W.B. & Scupper. |





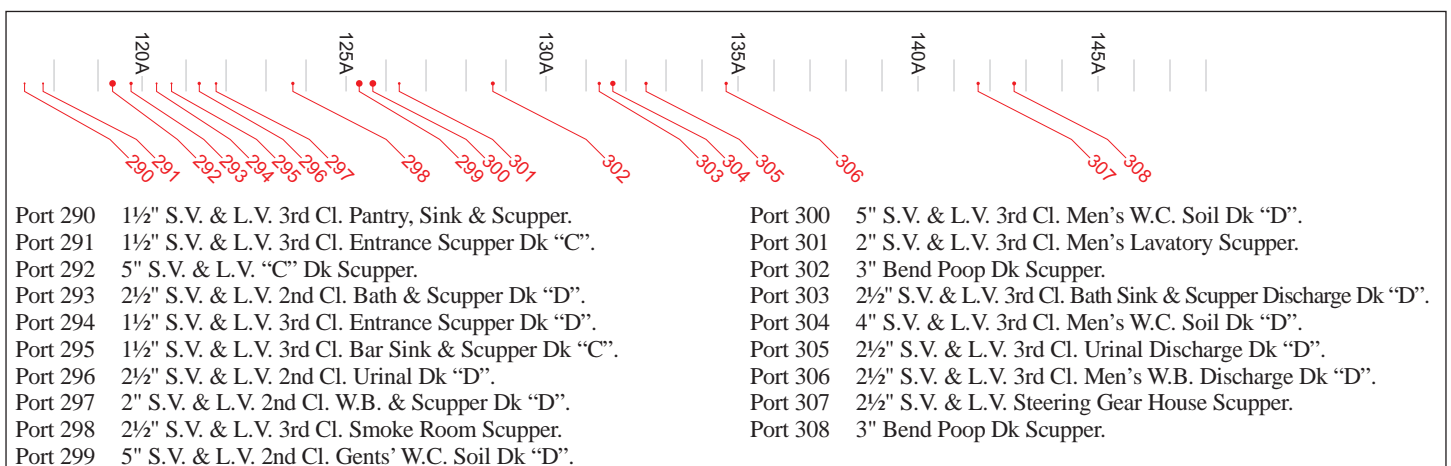
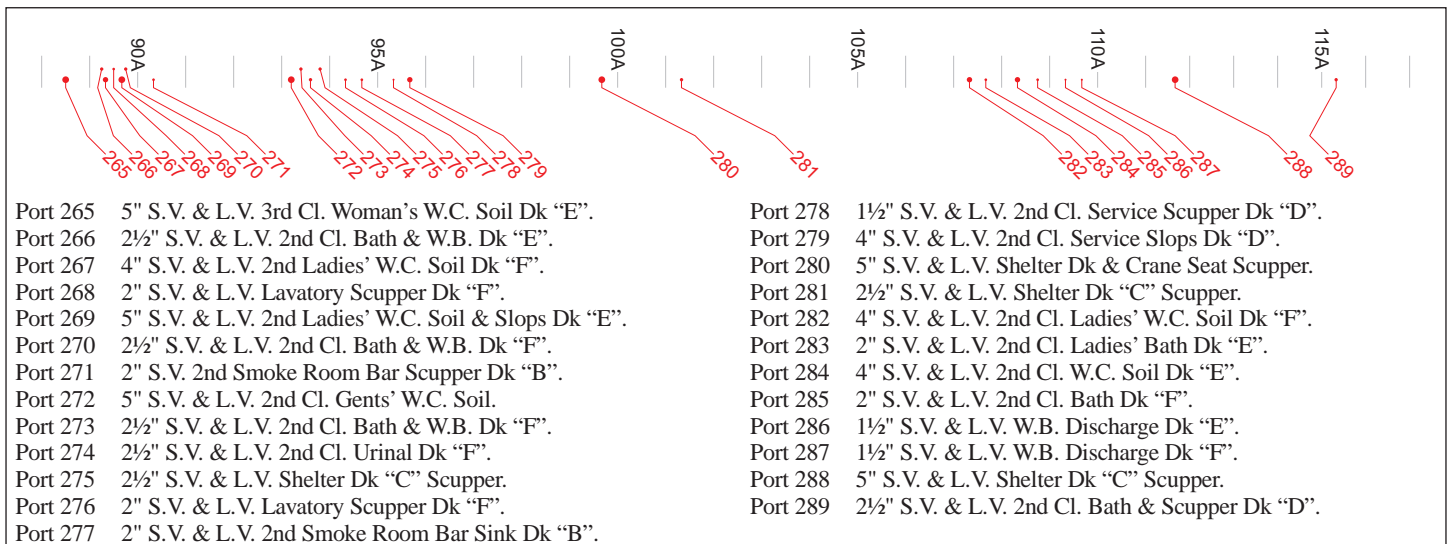

- Port 131 2½" S.V. & L.V. 2nd Cl. W.B. & Scuppers Dk "E".
- Port 132 2½" S.V. & L.V. Scupper Dk "E".
- Port 133 2½" S.V. & L.V. Bath & W.Bns & Scuppers Dks "B & C".
- Port 134 2½" Bend Scupper Dk "A".
- Port 135 3" S.V. & L.V. Bath & W.B. & Scuppers Dks "B & C".
- Port 136 3" S.V. & L.V. 2nd Cl. Bath & Scupper Dk "E".
- Port 137 5" S.V. & L.V. Suite & 2nd Cl. W.C. Soil "B, C & E".
- Port 138 2½" S.V. & L.V. 1st Cl. Urinal Dks "B & C".
- Port 139 1½" S.V. State Room Lavatory.
- Port 140 3" Bend Scupper Dk "A".
- Port 141 3" Bend Scupper Dk "B".
- Port 142 2" S.V. & L.V. 1st Cl. Gents' W.B. & Lavatory Scupper Dks "B & C".
- Port 143 2" S.V. & L.V. Scupper Dk "E".
- Port 144 2½" S.V. & L.V. Stewards' W.B. Dk "E".
- Port 145 5" S.V. & L.V. 1st Cl. Gents' W.C. Soil & Slops Dks "B & C".
- Port 146 2½" S.V. & L.V. Stewards' Urinal Dk "E".
- Port 147 2½" S.V. & L.V. Stewards' W.B. & Scupper Dk "E".
- Port 148 2½" S.V. & L.V. 3rd Cl. Pantry Sink Dk "F".
- Port 149 2" S.V. & L.V. 3rd Cl. Pantry Scupper Dk "F".
- Port 150 1½" S.V. & L.V. State Room Lavatory.
- Port 151 2½" S.V. & L.V. Stewards' Bath Dk "E".

- Port 152 2½" S.V. & L.V. Stewards' Bath Room Scupper Dk "E".
- Port 153 5" S.V. & L.V. Stewards' W.C. Soil Dk "E".
- Port 154 2" S.V. & L.V. 3rd Cl. Pantry Scupper.
- Port 155 1½" S.V. & L.V. State Room Lavatories.
- Port 156 2½" S.V. & L.V. 3rd Cl. Pantry Sink Dk "F".
- Port 157 2½" S.V. & L.V. Leading Stewards' Bath & W.B. & Scuppers.
- Port 158 5" S.V. & L.V. Suite & Leading Stewards' W.C. Dk "B, C & E".
- Port 159 2" S.V. & L.V. Leading Stewards' Urinal Dk "E".
- Port 160 2½" S.V. & L.V. Suite Bath & W.B.
- Port 161 2½" Bend "A" Dk Scupper.
- Port 162 3" Bend "B" Dk Scupper.
- Port 163 [Unlabelled, Maybe "F" Dk Scupper?]
- Port 164 3" Bend "A" Dk Scupper.
- Port 165 5½" Bend Hot Salt Water Tank Overflow.
- Port 166 6½" Bend Sanitary Tank Overflow.
- Port 167 2½" S.V. & L.V. 1st Cl. Pantry Sink Dk "D".
- Port 168 1½" S.V. & L.V. State Room Lavatory.
- Port 169 3" Bend "A" Dk Scupper.
- Port 170 2½" S.V. & L.V. 1st Cl. Pantry Sink Dk "F".
- Port 171 2½" S.V. & L.V. Butcher Shop Sink & Scupper "F".
- Port 172 2½" S.V. & L.V. Pantry, Sink & Scupper "C & E".



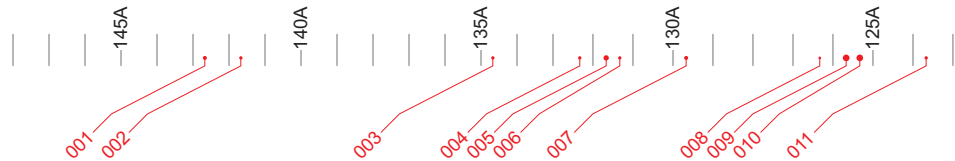
- Port 173 3" Bend. "B" Dk Scupper.
- Port 174 2½" S.V. & L.V. Suite Bath & W.B. & Scuppers.
- Port 175 3" Bend "A" Dk Scupper.
- Port 176 4" S.V. & L.V. Suite W.C. Soil Dk "C".
- Port 177 1½" S.V. & L.V. State Room Lavatories.
- Port 178 2½" S.V. & L.V. 1st Cl. Pantry Sink & Scupper.
- Port 179 2½" S.V. & L.V. Salads Sink & Scupper Dk "D".
- Port 180 4" S.V. Suite W.C. Soil Dk "B".
- Port 181 3" Bend Scupper Dk "A".
- Port 182 2½" S.V. Suite Bath & W.B. Dk "B".
- Port 183 2½" S.V. & L.V. 1st Cl. Pantry, Scullery Sink.
- Port 184 1½" S.V. & L.V. Barbers Shop W.Bns Dk "C".
- Port 185 8" Bend Slops Dk "D".
- Port 186 3" S.V. & L.V. 1st Cl. Pantry Scullery Sink & Scupper "D".
- Port 187 2½" S.V. & L.V. Suite Bath & W.B. Dk "C".
- Port 188 3" S.V. [Unlabelled, Maybe Scupper Dk "B"]
- Port 189 2½" Bend Scupper Dks "A & B".
- Port 190 4" S.V. & L.V. Suite W.C. Soil Dk "C".
- Port 191 8" Bend Slops Dk "D".
- Port 192 1½" S.V. & L.V. State Room Lavatory.
- Port 193 3" S.V. [Unlabelled, Probably Scullery Sinks & Fish Tank Dk "B"]
- Port 194 2" S.V. & L.V. Engineers' Bath Dk "F".
- Port 195 3" Bend Scupper Dks "A & B".
- Port 196 4" S.V. & L.V. 1st Cl. Galley Sink & Scupper Dk "D".
- Port 197 1½" S.V. & L.V. Pantry Sink Dk "E".
- Port 198 2½" Bend Scupper Dk "A".
- Port 199 3" S.V. [Unlabelled, Probably Pantry Sinks & Scupper Dk "B"]

- Port 200 2" S.V. & L.V. Engineers' Urinal Dk "F".
- Port 201 5" S.V. & L.V. Engineers' W.C. Soils Dk "F".
- Port 202 1½" S.V. & L.V. Engineers' W.B. Dk "F".
- Port 203 2½" S.V. Smoke Room Urinal. Dk "A".
- Port 204 2½" S.V. Smoke Room W.B. & Scupper Dk "A".
- Port 205 1½" S.V. & L.V. Engineers' Lavatory Scupper Dk "F".
- Port 206 3" S.V. & L.V. 1st & 2nd Cl. Galley Scupper Dk "D".
- Port 207 2½" S.V. & L.V. Scuppers Dk "E".
- Port 208 2" S.V. & L.V. Engineers' W.B. Dk "F".
- Port 209 10" Slops.
- Port 210 1½" [?] S.V. [Unlabelled, Probably W.B. From S.R. C94]
- Port 211 5" S.V. & L.V. 2nd Cl. W.C. Soil Dk "F".
- Port 212 2½" [?] S.V. Scupper.
- Port 213 2½" [?] S.V. Baker's Shop Sink Waste.
- Port 214 [Unlabelled, Apparently Unconnected]
- Port 215 2½" S.V. & L.V. 2nd Cl. Bath Dk "F".
- Port 216 3" [?] S.V. [Unlabelled, Probably Pantry Sinks Dk "B"]
- Port 217 2" S.V. & L.V. 2nd Cl. Urinal.
- Port 218 3" S.V. Bake House Scupper.
- Port 219 2" S.V. & L.V. 2nd Cl. Bath & W.B. "F".
- Port 220 5" S.V. & L.V. [Unlabelled, Maybe 1st Cl. W.C. Soil Dk "C"]
- Port 221 2½" S.V. [Unlabelled, Probably 1st Cl. W.Bns & Baths Dk "C"]
- Port 222 2½" S.V. [Unconnected?]
- Port 223 3" S.V. Baker's Shop Scupper.
- Port 224 2" S.V. & L.V. Scupper French Stewards' Lavatory "E".
- Port 225 5" S.V. & L.V. French Stewards' W.C. Soil "E".



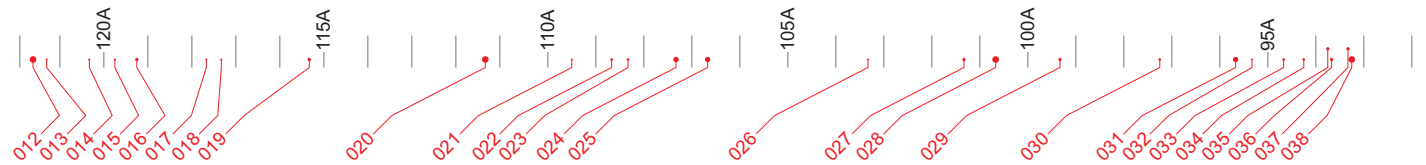
Starboard side

(Beginning at stern)



- Stbd. 001 3" Bend Poop Dk Scupper.
- Stbd. 002 2½" S.V. & L.V. Steering Gear House Scupper.
- Stbd. 003 2½" S.V. & L.V. 3rd Cl. Women's W.B.
- Stbd. 004 2½" S.V. & L.V. 3rd Cl. Urinal Discharge.
- Stbd. 005 4" S.V. & L.V. 3rd Cl. Women's W.C. Soil.
- Stbd. 006 2½" S.V. & L.V. 3rd Cl. Bath Sink & Scupper.

- Stbd. 007 3" Bend Poop Dk Scupper.
- Stbd. 008 2" S.V. & L.V. 3rd Cl. Women's Lavatory Scupper.
- Stbd. 009 5" S.V. & L.V. 3rd Cl. Women's W.C. Soil.
- Stbd. 010 5" S.V. & L.V. 2nd Cl. Ladies' W.C. Soil.
- Stbd. 011 2½" S.V. & L.V. 3rd Cl. General Room Scupper.



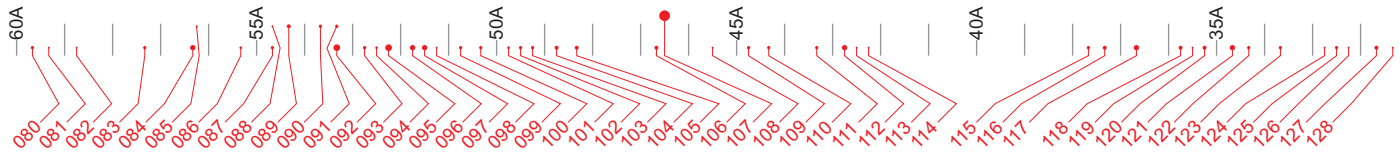
- Stbd. 012 5" S.V. & L.V. Shelter Dk Scupper.
- Stbd. 013 1½" S.V. & L.V. 2nd Cl. W.B. & Scupper.
- Stbd. 014 1½" S.V. & L.V. 3rd Cl. Entrance Scupper.
- Stbd. 015 1½" S.V. & L.V. 3rd Cl. Surgery Sink.
- Stbd. 016 2½" S.V. & L.V. 2nd Cl. Bath & Scupper.
- Stbd. 017 1½" S.V. & L.V. 3rd Cl. Entrance Scupper.
- Stbd. 018 1½" S.V. & L.V. 3rd Cl. Pantry Sink & Scupper.
- Stbd. 019 2½" S.V. & L.V. 2nd Cl. Bath & Scupper.
- Stbd. 020 5" S.V. & L.V. Shelter Dk Scupper.
- Stbd. 021 1½" S.V. & L.V. W.B. Discharge.
- Stbd. 022 2" S.V. & L.V. 2nd Cl. Ladies' Bath.
- Stbd. 023 2" S.V. & L.V. 2nd Cl. Ladies' Bath.
- Stbd. 024 4" S.V. & L.V. 2nd Cl. Ladies' W.C. Soil.
- Stbd. 025 4" S.V. & L.V. 2nd Cl. Ladies' W.C. Soil.

- Stbd. 026 1½" S.V. & L.V. Purser's Clerks Folding Lavatory.
- Stbd. 027 2½" S.V. & L.V. "C" Dk Scupper.
- Stbd. 028 5" S.V. & L.V. Shelter Dk Scupper.
- Stbd. 029 2½" S.V. & L.V. Crane Seat Scupper.
- Stbd. 030 2" S.V. & L.V. 2nd Cl. Under W.L. Service Slops. [Maybe Unconnected]
- Stbd. 031 4" S.V. & L.V. 2nd Cl. Service Slops.
- Stbd. 032 1½" S.V. & L.V. 2nd Cl. Service Scupper.
- Stbd. 033 2" S.V. & L.V. 2nd Cl. Gents' Lavatory Scupper.
- Stbd. 034 2" S.V. 2nd Cl. Smoke Room Lavatory W.Bns.
- Stbd. 035 2½" S.V. & L.V. Bend "C" Dk Scupper.
- Stbd. 036 2½" S.V. & L.V. 2nd Cl. Urinal.
- Stbd. 037 2½" S.V. & L.V. 2nd Cl. Baths & W.Bns.
- Stbd. 038 5" S.V. & L.V. 2nd Cl. Gents' W.C. Soil.



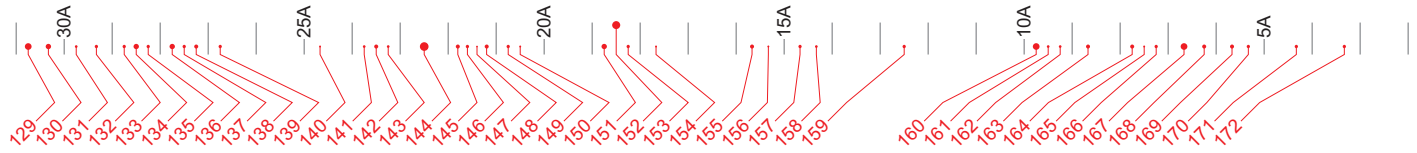
- Stbd. 039 5" S.V. & L.V. "C" Dk Scupper.
- Stbd. 040 2" S.V. 2nd Cl. Smoke Room Urinal.
- Stbd. 041 2½" S.V. & L.V. 2nd Cl. Bath & W.B.
- Stbd. 042 5" S.V. & L.V. 2nd Cl. Ladies' W.C. Soil.
- Stbd. 043 2½" S.V. & L.V. 2nd Cl. Bath & W.B.
- Stbd. 044 5" S.V. & L.V. 2nd Cl. Ladies' W.C. Soil.
- Stbd. 045 2" S.V. & L.V. Lavatory Scupper.
- Stbd. 046 5" S.V. & L.V. 2nd Cl. Gents' W.C. Soil.
- Stbd. 047 5" S.V. & L.V. 2nd Cl. Gents' W.C. Soil.
- Stbd. 048 2½" S.V. & L.V. 2nd Cl. Bath.
- Stbd. 049 2" S.V. & L.V. Service & Lavatory Scupper.
- Stbd. 050 4" S.V. & L.V. 2nd Cl. Service Slops.
- Stbd. 051 2½" S.V. & L.V. 2nd Cl. Urinal Discharge.
- Stbd. 052 2" S.V. & L.V. 2nd Cl. Urinal Discharge.
- Stbd. 053 2½" S.V. & L.V. 2nd Cl. Bath & W.B.
- Stbd. 054 5" S.V. & L.V. "C" Dk Scupper.
- Stbd. 055 2½" S.V. & L.V. 2nd Cl. Gents' Bath.
- Stbd. 056 2½" S.V. & L.V. 2nd Cl. Bath & Scupper.
- Stbd. 057 2½" S.V. & L.V. Upper Dk "E" Scupper.
- Stbd. 058 1½" S.V. Sinks Discharge Dk "A".
- Stbd. 059 5" S.V. & L.V. Bend "C" Dk Scupper.

- Stbd. 060 2½" S.V. & L.V. Infectious Hospital Bath & Scupper.
- Stbd. 061 4" S.V. & L.V. Infectious Hospital W.C. Soil.
- Stbd. 062 2½" S.V. & L.V. "D" Dk Scupper.
- Stbd. 063 2½" S.V. & L.V. 2nd Cl. Bath & Scupper.
- Stbd. 064 4" S.V. & L.V. 2nd Cl. Service Slops.
- Stbd. 065 1½" S.V. & L.V. State Room Lavatory.
- Stbd. 066 2½" S.V. & L.V. 2nd Cl. Bath & Barber W.Bns.
- Stbd. 067 2½" S.V. & L.V. 2nd Cl. Pantry Scupper.
- Stbd. 068 1½" S.V. & L.V. Infectious Hospital Scupper.
- Stbd. 069 4" S.V. & L.V. 1st Cl. Service Slops.
- Stbd. 070 1½" S.V. & L.V. Surgery Sink.
- Stbd. 071 2½" S.V. & L.V. 1st & 2nd Cl. W.B. & Scupper.
- Stbd. 072 2½" S.V. & L.V. 1st & 2nd Cl. Urinal Dks "C & E".
- Stbd. 073 2½" S.V. & L.V. Sink & Scupper Dk "D".
- Stbd. 074 3" S.V. [Unlabelled, Probably "B" Dk Scupper]
- Stbd. 075 1½" S.V. & L.V. Scupper Dk "D".
- Stbd. 076 2½" S.V. & L.V. 1st Cl. Bath & Scupper Dk "C".
- Stbd. 077 2" S.V. & L.V. Pantry Sink Dk "D".
- Stbd. 078 5" S.V. & L.V. 1st & 2nd Cl. W.C. Soil Dks "C & E".
- Stbd. 079 3" Bend Scupper Dk "A".



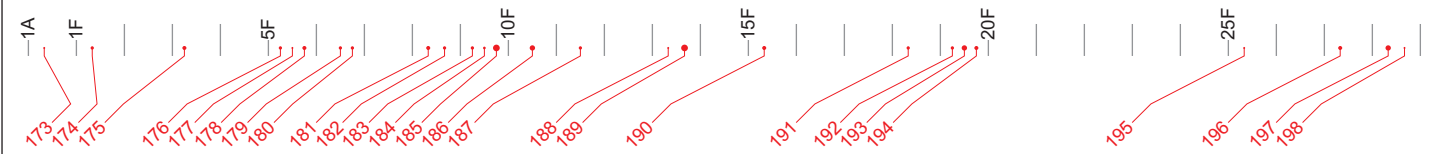
- Stbd. 080 2½" Bend Scupper Dk "A".
- Stbd. 081 1½" S.V. & L.V. State Room Lavatory.
- Stbd. 082 1½" S.V. & L.V. Hospital Scupper Dk "D".
- Stbd. 083 2½" S.V. & L.V. Suite Bath & Scupper Dk "C".
- Stbd. 084 4" S.V. & L.V. Suite W.C. Soil Dk "C".
- Stbd. 085 1½" S.V. & L.V. [Unlabelled, Probably Sink Discharge]
- Stbd. 086 2" S.V. & L.V. 2nd Cl. Bath & W.B. Dk "F".
- Stbd. 087 2½" S.V. & L.V. 2nd Cl. Bath & W.B. Dk "F".
- Stbd. 088 1½" S.V. & L.V. Hospital Scupper Dk "D".
- Stbd. 089 3" S.V. [Unlabelled, Probably "B" Dk Scupper]
- Stbd. 090 2½" S.V. & L.V. Scupper Dk "E".
- Stbd. 091 2½" S.V. & L.V. Hospital Bath & Scupper Dk "D".
- Stbd. 092 5" S.V. & L.V. 2nd Cl. W.C. Soil - Dk "F".
- Stbd. 093 2½" S.V. & L.V. Engineers' Bath Dk "F".
- Stbd. 094 2" S.V. & L.V. Engineers' Lavatory Scupper Dk "F".
- Stbd. 095 5" S.V. & L.V. Engineers' W.C. Soil - Dk "F".
- Stbd. 096 4" S.V. & L.V. 1st & 2nd Cl. Galley Sink & Scupper "D".
- Stbd. 097 4" S.V. & L.V. Hospital W.C. Soil Dk "D".
- Stbd. 098 1½" S.V. & L.V. State Room Lavatory.
- Stbd. 099 2½" S.V. & L.V. 1st Cl. Smoke Room W.B.
- Stbd. 100 2½" S.V. & L.V. 1st Cl. Smoke Room Lavatory Urinal.
- Stbd. 101 2" S.V. & L.V. Engineers' Urinal - Dk "F".
- Stbd. 102 2½" Bend Scupper Dk "A".
- Stbd. 103 2½" S.V. & L.V. Engineers' W.B. - Dk "F".
- Stbd. 104 3" S.V. & L.V. Galley Scullery Sink & Scupper - Dk "D".

- Stbd. 105 3" Bend Scupper Dks "A & B".
- Stbd. 106 3" Bend [Unlabelled, Probably "B" Dk Scupper]
- Stbd. 107 8" Bend Scupper Slop Shoot.
- Stbd. 108 1½" S.V. & L.V. State Room Lavatory.
- Stbd. 109 2½" Bend Scupper - Dk "A".
- Stbd. 110 2½" S.V. & L.V. Scullery Sink - Dk "D".
- Stbd. 111 2½" S.V. & L.V. Suite Bath & W.B. - Dk "C".
- Stbd. 112 4" S.V. & L.V. Suite W.C. Soil Dk "C".
- Stbd. 113 1½" S.V. & L.V. State Room Lavatory.
- Stbd. 114 [No Label, Apparently Unconnected]
- Stbd. 115 2½" S.V. & L.V. Suite Bath & W.B. Dk "B".
- Stbd. 116 3" Bend Scupper Dk "A".
- Stbd. 117 4" S.V. Suite W.C. Soil Dk "B".
- Stbd. 118 3" S.V. & L.V. 2nd Cl. Ladies' Bath & Scupper "E".
- Stbd. 119 1½" S.V. & L.V. Ladies' Lavatory.
- Stbd. 120 3" Scupper Bend Dk "A".
- Stbd. 121 4" S.V. & L.V. Suite W.C. Soil Dk "C".
- Stbd. 122 2½" S.V. & L.V. 1st Cl. Pantry Sink Dk "D".
- Stbd. 123 2½" S.V. & L.V. Suite Bath & W.B. Dk "C".
- Stbd. 124 1½" S.V. S. Room Lavatory.
- Stbd. 125 2½" S.V. & L.V. Chief Engineer's Bath & W.B. "F".
- Stbd. 126 1½" S.V. & L.V. Chief Engineer's Bath Room Scupper.
- Stbd. 127 3" Bend Scupper Dk "B".
- Stbd. 128 1½" S.V. & L.V. 2nd Cl. Ladies' W.B. Dk "E".



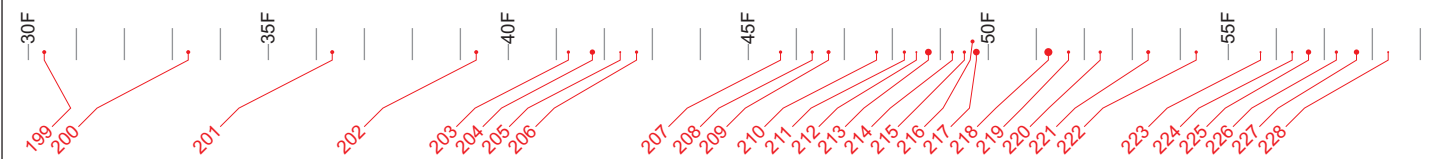
- Stbd. 129 5" S.V. & L.V. 2nd Cl. Ladies' W.C. Soil "E".
- Stbd. 130 4" S.V. & L.V. Chief Engineer's W.C. Soil "F".
- Stbd. 131 2" S.V. & L.V. Bakery & Dog Kennels Scuppers "F".
- Stbd. 132 2½" S.V. & L.V. Butcher's Shop Sink Dk "F".
- Stbd. 133 2½" S.V. Scupper Dk "E".
- Stbd. 134 4" S.V. 2nd Cl. Slops Dk "E".
- Stbd. 135 2½" S.V. & L.V. Pantry Sink Scupper Dks "A, C & D".
- Stbd. 136 4" S.V. & L.V. Potato Wash Place Scupper Dk "F".
- Stbd. 137 2½" S.V. & L.V. Bakery & Potato W.P. Sink "F".
- Stbd. 138 3" Bend Scupper Dk "A".
- Stbd. 139 2½" S.V. & L.V. 1st Cl. Pantry Sink Dk "D".
- Stbd. 140 [Unlabelled, Maybe "F" Dk Scupper]
- Stbd. 141 2" S.V. Officers' Pantry Sink "Boat" Dk.
- Stbd. 142 3" S.V. & L.V. Galley Sink Dk "F".
- Stbd. 143 2" S.V. & L.V. Galley Scupper.
- Stbd. 144 6½" Bend Sanitary Tank Overflow.
- Stbd. 145 3" Bend Scupper Dk "A".
- Stbd. 146 2½" S.V. & L.V. Suite Bath & W.B. Dks "B & C".
- Stbd. 147 1¼" S.V. & L.V. Wet St. Oven Drain Dk "F".
- Stbd. 148 3" Bend Scupper Dk "B".
- Stbd. 149 2½" Bend Scupper Dk "A".
- Stbd. 150 1½" S.V. & L.V. State Room Lavatory.
- Stbd. 151 4" S.V. & L.V. Suite W.C. Soil Dks "B & C".

- Stbd. 152 6" S.V. 3rd Cl. Galley Slop Shoot.
- Stbd. 153 2½" S.V. & L.V. Scupper Dk "E".
- Stbd. 154 1½" S.V. & L.V. State Room Lavatory.
- Stbd. 155 3" S.V. & L.V. Scupper Dk "E".
- Stbd. 156 1½" S.V. & L.V. State Room Lavatory.
- Stbd. 157 2½" S.V. & L.V. 3rd Cl. Pantry Sink "F".
- Stbd. 158 2" S.V. & L.V. 3rd Cl. Pantry Sink Scupper "F".
- Stbd. 159 2½" S.V. & L.V. 3rd Cl. Pantry Sink "F".
- Stbd. 160 5" S.V. & L.V. W.C. Soil & Slops Dks "B & C".
- Stbd. 161 2" S.V. & L.V. Lavatory Scuppers Dks "B & C".
- Stbd. 162 2" S.V. & L.V. Pantry Sink & Scupper Dks "B & C".
- Stbd. 163 3" Bend Scupper Dk "B".
- Stbd. 164 3" Bend Scupper Dk "A".
- Stbd. 165 1½" S.V. & L.V. State Room Lavatory.
- Stbd. 166 2½" S.V. & L.V. 1st Cl. Urinal Dks "B & C".
- Stbd. 167 5" S.V. & L.V. Suite & 2nd Cl. W.C. Soils "B, C & E".
- Stbd. 168 3" S.V. & L.V. Bath & Scupper Dk "E".
- Stbd. 169 3" S.V. & L.V. Bath & W.B. & Scuppers Dks "B & C".
- Stbd. 170 2½" Bend Scupper Dk "A".
- Stbd. 171 2½" S.V. & L.V. Bath & W.B. & Scupper Dks "B & C".
- Stbd. 172 2½" S.V. & L.V. Passage Scupper, W.B. & Lavatory Scupper Dk "E".



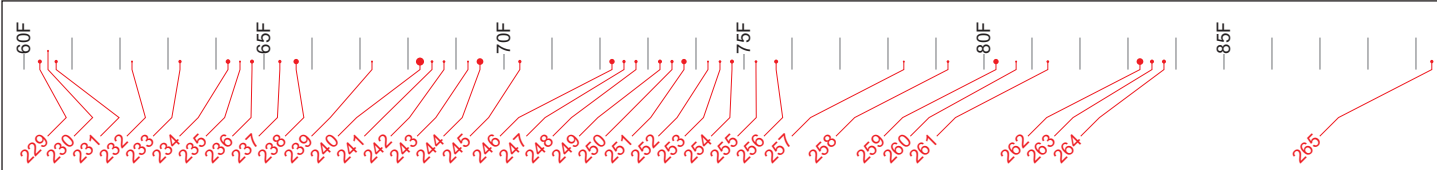
- Stbd. 173 1½" S.V. & L.V. State Room Lavatories.
- Stbd. 174 2½" Bend Scupper Dk "A".
- Stbd. 175 3" Bend Scupper "B".
- Stbd. 176 2½" S.V. & L.V. Bath & Scupper & Passage Scupper Dk "E".
- Stbd. 177 1½" S.V. & L.V. State Room Lavatory.
- Stbd. 178 3" Bend Scupper Dk "A".
- Stbd. 179 2½" S.V. & L.V. W.B. Lavatory Scupper & Passage Scupper "E".
- Stbd. 180 2½" S.V. & L.V. Bath & Scuppers Dks "B & C".
- Stbd. 181 3" S.V. & L.V. Bath & Scupper Dk "E".
- Stbd. 182 2½" S.V. & L.V. Bath & W.B. & Scupper Dks "B & C".
- Stbd. 183 2½" S.V. & L.V. 1st Cl. Urinal & Scupper Dk "E".
- Stbd. 184 2" S.V. & L.V. W.B. & Scupper Dk "E".
- Stbd. 185 5" S.V. & L.V. 1st Cl. W.C. Soil Dk "E".

- Stbd. 186 4" S.V. & L.V. Suite W.C. Soil Dks "B & C".
- Stbd. 187 2½" S.V. & L.V. 1st Cl. Bath & Scupper.
- Stbd. 188 1½" S.V. 1st Cl. W.B. & Scupper Dk "B".
- Stbd. 189 5" S.V. & L.V. 1st Cl. W.C. Soil Dks "B & C".
- Stbd. 190 3" Bend Scupper Dk "B".
- Stbd. 191 2½" S.V. & L.V. Suite Bath & W.B. Dks "B & C".
- Stbd. 192 2½" S.V. & L.V. Scupper Dk "E".
- Stbd. 193 4" S.V. & L.V. Suite W.C. Soil Dks "B & C".
- Stbd. 194 3" Bend Scupper Dk "A".
- Stbd. 195 1½" S.V. & L.V. State Room Lavatory.
- Stbd. 196 3" Bend Scupper Dk "B".
- Stbd. 197 4" S.V. & L.V. 1st Cl. Service Slops Dk "E".
- Stbd. 198 1½" S.V. & L.V. Pantry Sink & Scupper Dk "E".



- Stbd. 199 3" Bend Scupper Dk "B".
- Stbd. 200 3" Bend Scupper Dk "A".
- Stbd. 201 3" S.V. & L.V. Scupper Dk "E".
- Stbd. 202 3" Bend Scupper Dk "B".
- Stbd. 203 2½" S.V. & L.V. Suite Bath & W.B. Dk "C".
- Stbd. 204 4" S.V. & L.V. Suite W.C. Soil Dk "C".
- Stbd. 205 1½" S.V. & L.V. State Room Lavatories.
- Stbd. 206 2½" S.V. & L.V. Scupper Dk "E".
- Stbd. 207 2½" S.V. & L.V. Bath & W.B. & Scupper Dk "E".
- Stbd. 208 2½" S.V. 1st Cl. Bath & Scupper Dks "A & B".
- Stbd. 209 3" Bend Scupper Dk "A".
- Stbd. 210 2½" S.V. & L.V. Bath & Scupper Dk "C".
- Stbd. 211 2½" S.V. & L.V. Bath & W.B. & Scupper Dks "D & E".
- Stbd. 212 1½" S.V. & L.V. Pantry Sink Scupper Dk "C".
- Stbd. 213 5" S.V. & L.V. 1st Cl. W.C. Soil Dk "E".

- Stbd. 214 2½" S.V. & L.V. Bath & W.B. "Boat & C" Dks.
- Stbd. 215 2½" S.V. Urinal Waste "Boat" Dk.
- Stbd. 216 3" Bend Scupper Dk "A".
- Stbd. 217 5" S.V. & L.V. 1st Cl. & Suite W.C. Soil "Boat, C & E" Dks.
- Stbd. 218 6" S.V. & L.V. 1st Cl. W.C. Soil Dks "A, B, C & D".
- Stbd. 219 2½" S.V. & L.V. 1st Cl. Bath & Scupper Dk "D".
- Stbd. 220 2½" S.V. & L.V. W.Bns Dks "A, B & C".
- Stbd. 221 3" Bend Scupper Dk "B".
- Stbd. 222 2½" S.V. & L.V. [Probably Bath & W.B. Dk "D"]
- Stbd. 223 1½" S.V. & L.V. State Room Lavatories.
- Stbd. 224 2" S.V. & L.V. State Room Lavatories.
- Stbd. 225 4" S.V. & L.V. W.C. Soil.
- Stbd. 226 2½" S.V. & L.V. Suite & Captain's Bath & W.Bns "Boat & C" Dks.
- Stbd. 227 4" S.V. & L.V. Captain's & Suite W.C. Soil "Boat & C" Dks.
- Stbd. 228 1½" S.V. & L.V. State Room Lavatory.



- Stbd. 229 3" Bend "A" Dk Scupper.
- Stbd. 230 1½" S.V. & L.V. State Room Lavatory.
- Stbd. 231 2½" S.V. & L.V. Scupper Dk "E".
- Stbd. 232 1½" S. Room Lavatory.
- Stbd. 233 2½" S.V. & L.V. [Probably Bath & W.B. Dk "E"]
- Stbd. 234 3½" Bend Hot S.W. Tank Overflow.
- Stbd. 235 1½" S.V. & L.V. State Room Lavatory.
- Stbd. 236 3" Bend Scupper Dk "B".
- Stbd. 237 2½" S.V. & L.V. Suite Bath & W.B. Dk "C".
- Stbd. 238 4" S.V. & L.V. W.C. Soil Dk "C".
- Stbd. 239 1½" S.V. & L.V. S. Room Lavatory.
- Stbd. 240 6" S.V. & L.V. 1st Cl. W.C. Soil Dks "A, B, C & D".
- Stbd. 241 2" S.V. 1st Cl. Urinal Dk "B".
- Stbd. 242 2" S.V. & L.V. 1st Cl. W.Bns & Scuppers Dks "A, B, C & D".
- Stbd. 243 1½" S.V. Pantry Sink & Scupper Dk "B".
- Stbd. 244 5" S.V. & L.V. 1st Cl. W.C. Soil Dk "E".
- Stbd. 245 2½" S.V. & L.V. 1st Cl. Bath Scupper & Sink Dks "D & E".
- Stbd. 246 4" S.V. & L.V. 1st Cl. Service Slop Dk "D".
- Stbd. 247 2½" S.V. & L.V. 1st Cl. Urinal Dks "A, C & D".

- Stbd. 248 2½" S.V. & L.V. Bath W.B. & Scupper Dks "A, B & D".
- Stbd. 249 3" S.V. & L.V. 1st Cl. Bath W.B. & Scuppers Dks "B, C, D & E".
- Stbd. 250 2½" S.V. & L.V. Suite Bath & W.B. Dk "C".
- Stbd. 251 4" S.V. & L.V. Suite W.C. Soil Dk "C".
- Stbd. 252 1½" S.V. & L.V. S. Room Lavatory.
- Stbd. 253 2" S.V. & L.V. 1st Cl. Urinal Dk "E".
- Stbd. 254 3" Bend Scupper Dk "A".
- Stbd. 255 2" S.V. & L.V. S. Room Lavatory.
- Stbd. 256 3" Bend Scupper Dk "B".
- Stbd. 257 1½" S.V. & L.V. 1st Cl. Service Scupper Dk "E".
- Stbd. 258 2" S.V. & L.V. S. Room Lavatory.
- Stbd. 259 4" S.V. & L.V. 1st Cl. Service Slop Dk "E".
- Stbd. 260 1½" S.V. & L.V. 3rd Cl. Pantry Sink & Scupper Dk "E".
- Stbd. 261 2" S.V. & L.V. State Room Lavatory.
- Stbd. 262 5" S.V. & L.V. Scupper Dk "C".
- Stbd. 263 3" S.V. & L.V. Scupper Dk "E". [?]
- Stbd. 264 3" S.V. & L.V. Scupper Dk "D".
- Stbd. 265 2½" S.V. & L.V. 3rd Cl. W.B. & Lavatory Scupper Dk "E".

